

Trumbull, Connecticut

General

ACS, 2019–2023	Trumbull	State
Current Population	36,928	3,598,348
Land Area <i>mi</i> ²	23	4,842
Population Density <i>people per mi</i> ²	1,589	743
Number of Households	11,886	1,420,170
Median Age	42	41
Median Household Income	\$163,227	\$93,760
Poverty Rate	6%	10%

Economy

Top Industries

Lightcast, 2023 (2 and 3 digit NAICS)	Jobs	Share of Industry
1 Health Care and Social Assistance <i>Nursing and Residential Care Facilities</i>	2,601	44%
2 Retail Trade <i>General Merchandise Retailers</i>	1,689	31%
3 Manufacturing <i>Miscellaneous Mfg</i>	860	47%
4 Accommodation and Food Services <i>Food Services and Drinking Places</i>	843	95%
6 Professional, Scientific, and Tech Svc <i>Professional, Scientific, and Tech Svc</i>	833	100%
Total Jobs, All Industries	8,979	

SOTS Business Registrations

Secretary of the State, March 2025

New Business Registrations by Year

Year	2020	2021	2022	2023	2024
Total	320	418	434	504	452

Total Active Businesses 3,676

Key Employers

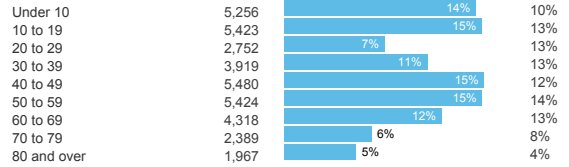
Data from Municipalities, 2025

- Lockheed Martin/Helicopter Company
- Henkel Corporation
- Image First Healthcare Laundry
- Unilever
- Cooper Surgical

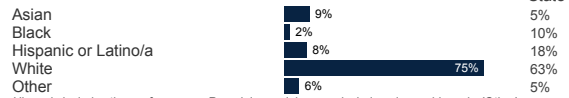
Demographics

ACS, 2019–2023

Age Distribution



Race and Ethnicity

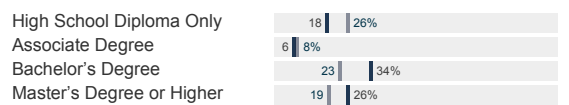


Hispanic includes those of any race. Remaining racial groups include only non-hispanic. 'Other' includes American Indian, Alaska Native, Native Hawaiian, Pacific Islander, two or more races.

Language Spoken at Home



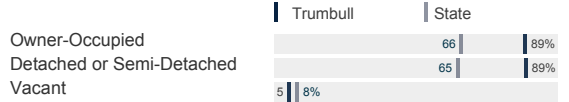
Educational Attainment



Housing

ACS, 2019–2023

	Trumbull	State
Median Home Value	\$495,300	\$343,200
Median Rent	\$2,292	\$1,431
Housing Units	12,468	1,536,049



Schools

CT Department of Education, 2024-25

School Districts

	Available Grades	Total Enrollment	Pre-K Enrollment	4-Year Grad Rate (2022-23)
Trumbull School District	PK-12	6,943	201	96%
Statewide	-	508,402	20,762	88%

Smarter Balanced Assessments

Met or Exceeded Expectations, 2023-24

	Math	ELA
Trumbull School District	72%	74%
Statewide	44%	49%

Trumbull, Connecticut

Labor Force


CT Department of Labor, 2024

	Trumbull	State
Employed	17,239	1,842,285
Unemployed	592	67,181

Unemployment Rate

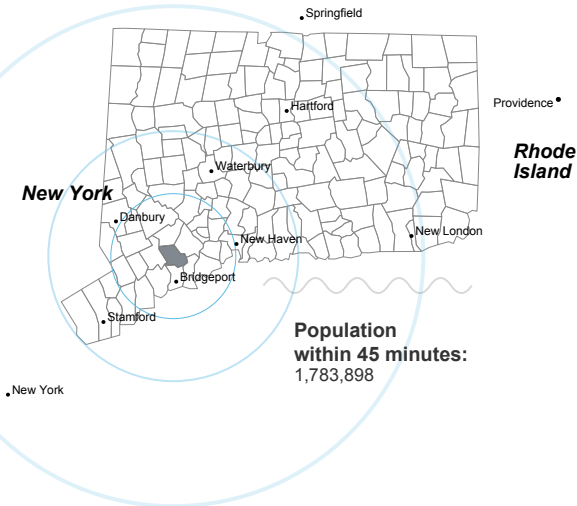
Self-Employment Rate*

*ACS, 2019–2023



Catchment Areas of 15mi, 30mi, and 60mi

Massachusetts



Population within 45 minutes: 1,783,898

Access

ACS, 2019–2023

	Trumbull	State
Mean Commute Time *	33 min	26 min

No Access to a Car

No Internet Access



Commute Mode

Public Transport

Walking or Cycling

Driving

Working From Home *



Public Transit

CT transit Service

Other Public Bus Operations

Train Service

CT transit Service	-
Other Public Bus Operations	Greater Bridgeport Transit Authority
Train Service	-

* 5 year estimates include pre-pandemic data

Fiscal Indicators

CT Office of Policy and Management, State FY 2021-22

Municipal Revenue

Total Revenue	\$196,589,324
Property Tax Revenue	\$167,150,646
per capita	\$4,501
per capita, as % of state avg.	137%
Intergovernmental Revenue	\$21,933,857
Revenue to Expenditure Ratio	99%

Municipal Expenditure

Total Expenditure	\$199,085,188
Educational	\$131,190,222
Other	\$67,894,966

Grand List

Equalized Net Grand List	\$8,285,932,941
per capita	\$223,130
per capita, as % of state avg.	125%
Commercial/Industrial Share of Net Grand List	17%
Actual Mill Rate	35.42
Equalized Mill Rate	20.13

Municipal Debt

Moody's Rating (2024)	Aa2
S&P Rating (2024)	AA+
Total Indebtedness	\$111,006,312
per capita	\$2,989
per capita, as % of state avg.	102%
as percent of expenditures	56%
Annual Debt Service	\$12,176,800
as % of expenditures	6%

About Town Profiles

The Connecticut Town Profiles are two-page reports of demographic and economic information for each of Connecticut's 169 municipalities. Reports for data are available from profiles.ctdata.org

Feedback is welcome, and should be directed to info@ctdata.org

These Profiles can be used free of charge by external organizations, as long as *AdvanceCT* and *CTData Collaborative* are cited. No representation or warranties, expressed or implied, are given regarding the accuracy of this information.