

# New Haven, Connecticut

## General

ACS, 2017–2021	New Haven	State
Current Population	133,874	3,605,330
Land Area <i>mi</i> <sup>2</sup>	19	4,842
Population Density <i>people per mi</i> <sup>2</sup>	7,163	745
Number of Households	50,264	1,397,324
Median Age	31	41
Median Household Income	\$48,973	\$83,572
Poverty Rate	25%	10%

## Economy

### Top Industries

Lightcast, 2021 (2 and 3 digit NAICS)	Jobs	Share of Industry
1 Educational Services <i>Educational Services</i>	25,944	100%
2 Health Care and Social Assistance <i>Hospitals</i>	16,187	54%
3 Government <i>Local Government</i>	13,859	58%
4 Admin and Support and Waste Mgt <i>Administrative and Support Services</i>	5,456	91%
5 Accommodation and Food Services <i>Food Services and Drinking Places</i>	4,391	98%
Total Jobs, All Industries	83,094	

### SOTS Business Registrations

Secretary of the State, August 2023

#### New Business Registrations by Year

Year	2018	2019	2020	2021	2022
Total	959	1,100	1,230	1,758	1,663

Total Active Businesses 12,146

### Key Employers

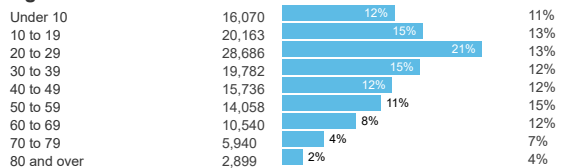
Data from Municipalities, 2023

- 1 Yale New Haven Health
- 2 Yale University
- 3 Southern Connecticut State University
- 4 Knights of Columbus
- 5 AstraZeneca Alexion

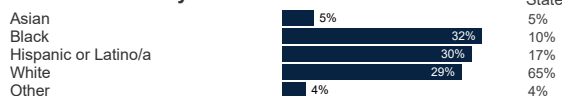
## Demographics

ACS, 2017–2021

### Age Distribution



### Race and Ethnicity

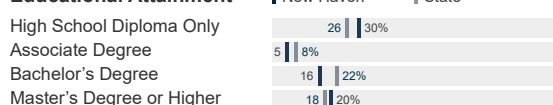


*Hispanic includes those of any race. Remaining racial groups include only non-hispanic. 'Other' includes American Indian, Alaska Native, Native Hawaiian, Pacific Islander, two or more races.*

### Language Spoken at Home



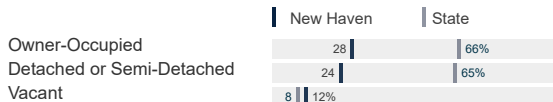
### Educational Attainment



## Housing

ACS, 2017–2021

	New Haven	State
Median Home Value	\$207,600	\$286,700
Median Rent	\$1,267	\$1,260
Housing Units	56,806	1,527,039



## Schools

CT Department of Education, 2022-23

### School Districts

School District	Available Grades	Total Enrollment	Pre-K Enrollment	4-Year Grad Rate (2021-22)
Amistad Academy District	1-12	1,134	0	81%
Booker T. Washington Academy	1-7	480	0	
Common Ground High School District	9-12	236	0	92%
Elm City College Preparatory School	1-12	774	0	73%
Elm City Montessori School	PK-6	259	83	
Highville Charter School District	PK-12	447	78	*
New Haven School District	PK-12	20,051	1,139	81%
Statewide	-	513,079	15,300	88%

### Smarter Balanced Assessments

Met or Exceeded Expectations, 2021-22

School District	Math	ELA
Amistad Academy District	50%	55%
Booker T. Washington Academy	47%	50%
Common Ground High School District		
Elm City College Preparatory School	54%	59%
Elm City Montessori School	22%	36%
Highville Charter School District	14%	36%
New Haven School District	22%	34%
Statewide	48%	56%

# New Haven, Connecticut

## Labor Force

CT Department of Labor, 2022

	New Haven	State
Employed	64,932	1,851,993
Unemployed	3,242	80,470

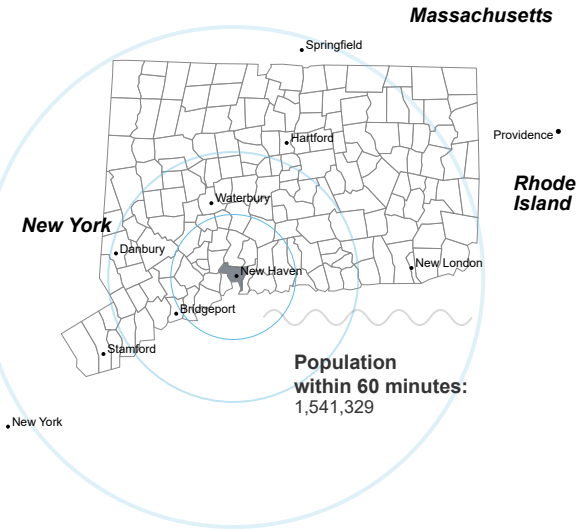
Unemployment Rate

Self-Employment Rate\*

\*ACS, 2017–2021



## Catchment Areas of 15mi, 30mi, and 60mi

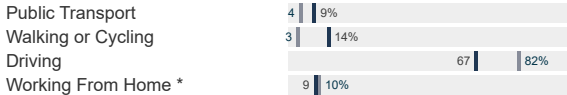


## Access

ACS, 2017–2021

	New Haven	State
Mean Commute Time *	22 min	26 min
No Access to a Car	8%	26%
No Internet Access	9%	11%

## Commute Mode



## Public Transit

CT <i>transit</i> Service	Local
Other Public Bus Operations	-
Train Service	Amtrak, Metro-North, Hartford Line, Shore Line East

\* 5 year estimates include pre-pandemic data

## Fiscal Indicators

CT Office of Policy and Management, State FY 2020-21

### Municipal Revenue

Total Revenue	\$602,527,211
Property Tax Revenue	\$288,668,433
<i>per capita</i>	\$2,144
<i>per capita, as % of state avg.</i>	67%
Intergovernmental Revenue	\$258,988,517
Revenue to Expenditure Ratio	1%

### Municipal Expenditure

Total Expenditure	\$604,080,115
Educational	\$236,076,142
Other	\$368,003,973

### Grand List

Equalized Net Grand List	\$11,789,933,691
<i>per capita</i>	\$87,280
<i>per capita, as % of state avg.</i>	54%
Commercial/Industrial Share of Net Grand List	0%
Actual Mill Rate	43.88
Equalized Mill Rate	24.57

### Municipal Debt

Moody's Rating (2023)	Baa1
S&P Rating (2023)	BBB+
Total Indebtedness	\$701,523,811
<i>per capita</i>	\$5,193
<i>per capita, as % of state avg.</i>	191%
<i>as percent of expenditures</i>	116%
Annual Debt Service	\$61,543,151
<i>as % of expenditures</i>	10%



Search AdvanceCT's **SiteFinder**, Connecticut's most comprehensive online database of available commercial properties. [advancect.org/site-selection/ct-sitefinder](http://advancect.org/site-selection/ct-sitefinder)

## About Town Profiles

The Connecticut Town Profiles are two-page reports of demographic and economic information for each of Connecticut's 169 municipalities. Reports for data are available from [profiles.ctdata.org](http://profiles.ctdata.org)

Feedback is welcome, and should be directed to [info@ctdata.org](mailto:info@ctdata.org)

These Profiles can be used free of charge by external organizations, as long as *AdvanceCT* and *CTData Collaborative* are cited. No representation or warranties, expressed or implied, are given regarding the accuracy of this information.